



Ākona te raupapa o

Te Arapū Māori

Mā te kaiako

Nā Stephanie Pohe

He mihi

He mihi ki a Brian Gunson, ki a Huia Publishers hoki, nā rātou ngā whakaahua o *Te Kete Kupu* i tuku hei pūtake mō ērā kua tāngia i te pukapuka nei.

He mea whakaputa tēnei pukapuka mō Te Tāhuhu o te Mātauranga e



273 Rangiuuru Road, Otaki, Aotearoa
www.kapohia.co.nz

Mana tārua i tēnei pukapuka
© 2015 Te Tāhuhu o te Mātauranga

Mana tārua i ngā pikitia © 2015 Amy Burrell

ISBN 978-0-9864671-3-4

Kua noho manatā tēnei pukapuka. Atu i ngā take pēnei i ngā akoranga whaiaro, te rangahau, te arotake me te arohaehae mahi e whakaaetia ana i raro i te ture Copyright Act, kore rawa e tukuna kia tāia anō tētahi wāhanga o ngā kōrero nei, ahakoa te huarahi tā. Me mātua tono whakaae ki te rōpū nāna te pukapuka i tā.

Ngā ihirangi

He kupu whakapuaki	2
Introduction	
Ngā wāhanga o te taupānga	3
App description	
He pukapuka tautoko	4
Support material	
He huarahi whakaako	5
Teaching approach	
Ngā ngohe ako	7
Learning tasks	
He rerenga kōrero	12
Useful phrases	
He rauemi	13
Resources	

He kupu whakapuaki

Ko Ākona te Raupapa o Te Arapū Māori he taupānga ako mā ngā tamariki e 6 ki te 8 tau te pakeke, e ako ana i te Taumata 1-2 o *Te Marautanga o Aotearoa*. He mea auaha te taupānga nei kia tūhura ngā tamariki i te raupapa arapū mā te raweke i ngā tānga kori, mā te whakarongo hoki ki te waiata “Te Arapū Māori”. E hāngai ana te taupānga nei ki ngā tamariki e mōhio kē ana ki ngā oro o ngā pū, ā, kua tīmata kē hoki ki te whakatakoto i aua pū hei tuhinga.

Ko ngā whāinga matua o te taupānga ko te whakaū i te raupapa arapū me te whakamahi i te raupapa arapū hei huarahi ako i ngā pūkenga papakupu.

Ākona te Raupapa o Te Arapū Māori is an app for children aged 6–8 years who are working at curriculum Levels 1–2. The app is designed to allow children to explore alphabet order via animated interactives and the alphabet song “Te Arapū Māori”. The app is targeted at children who have already developed phonological awareness, which they demonstrate in their writing.

The primary purpose of the app is to promote quick recall and application of alphabetical order with a view to developing dictionary skills.

He rauemi Te Arapū Māori

He mea rangahau, he mea auaha te rauemi Te Arapū Māori e Maraea Hunia rāua ko Mere Skerrett, hei tautoko i te ako o ngā tamariki ki te tuhituhi, ki te pānui. He mea raupapa te huinga pū nei kia rite ki te raupapa o ngā kupu o ngā papakupu reo Māori. He mea tapa ngā pū ki ngā ingoa reo Māori tonu, pērā tonu ki ngā arapū i ētahi atu reo o te ao.

He waiata “Te Arapū Māori”

He mea tito te waiata me te rangi o “Te Arapū Māori” e Mere Skerrett, rātou ko Maraea Hunia, ko Kate Cherrington. Ko tā te waiata he whakaako atu, he whakaū hoki i te whakahua Māori o ia pū, o ia pū, me te raupapa arapū.



The resource Te Arapū Māori, was researched and created by Maraea Hunia and Mere Skerrett to support children’s literacy acquisition. The resource was created with Māori names for each letter, like alphabets in other languages. The song and tune of “Te Arapū Māori” were composed by Mere Skerrett, Maraea Hunia and Kate Cherrington. The song is designed to reinforce the acquisition of letter names and sounds and acquisition of alphabetical order.

Ngā wāhanga o te taupānga

E rua ngā wāhanga o te taupānga nei:

1. Ko te waiata “Te Arapū Māori”
2. Ko ngā ngohe ako.

Te waiata

Ka whakakāngia te taupānga, ka tangi mai te waiata “Te Arapū Māori”, ka whakaatuhia mai hoki ngā pū o te arapū e kori ana, e heke ana.

When the app is turned on, the song “Te Arapū Māori” will play while showing animated letters falling down the screen.

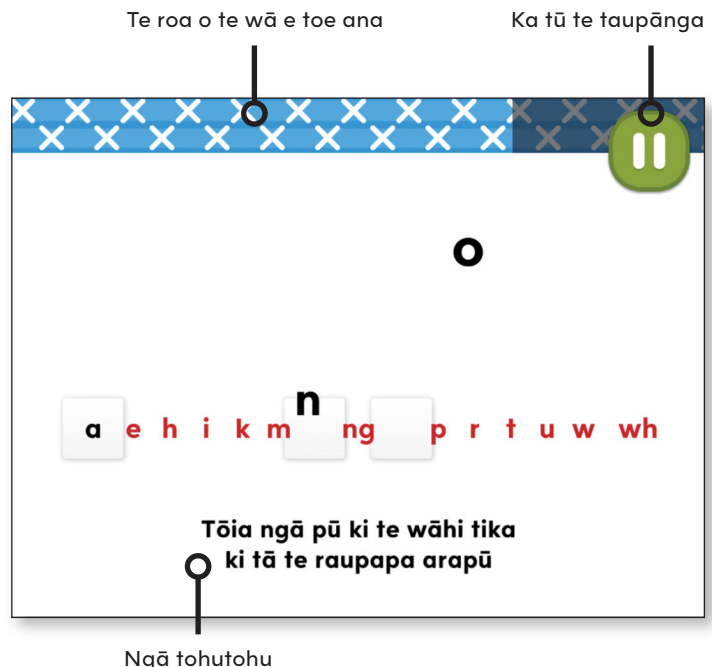
Pēhia te pātene “Whakamātau” ki te whakaharatau i ngā ngohe.



Ngā ngohe ako

E waru ngā ngohe raupapa arapū i te taupānga nei. Ka tangi te rangi o te waiata “Te Arapū Māori” i te ākonga e whai ana i ngā ngohe. Ka piki te taumata o ngā ngohe ako, ka tere haere te rere o te waiata. He mea whakaihiihi tēnei i te ākonga ki te whakatutuki i ngā ngohe. Mā te whakatangitangi tonu i te rangi, ka mau te waiata me te raupapa o Te Arapū Māori. Kāore e pau te wā ki te whakaharatau i ngā ngohe.

There are eight learning tasks. While students are engaged in the tasks, the tune to the song “Te Arapū Māori” plays in the background. As the task difficulty increases, so does the speed of the song. This creates a sense of urgency, encouraging students to complete each task. Repetition of the tune reinforces the song and therefore the letter sequence of Te Arapū Māori. There is no time limit for the practise tasks.



He pukapuka tautoko

Ko te whāinga matua a te taupānga nei, ko te tautoko i tō te tamaiti mōhio ki te raupapa arapū, me tāna whakawai i tērā mōhiotanga ōna. Mārama ana ngā ākongā ki te raupapa o te arapū, ka rite ki te wherawhera papakupu, ki te tūhura i ngā momo pukapuka rangahau, ā, ka tīmata te kaiako ki te whakaako atu i ngā āhuatanga o te papakupu.

I ahu mai ngā whakaahua i te taupānga nei i te pukapuka *Te Kete Kupu* (2006) hei hononga i waenganui i te taupānga me te papakupu rā.

Rārangi rauemi A: He aratohu kaiako

He mea tautoko ngā pukapuka i te rārangi rauemi A i te whakaakotanga o ngā pūkenga papakupu. Kei ngā pukapuka e whai ake nei ētahi atu ngohe hei whakawhanake mai i ngā pūkenga arapū a ngā ākongā.

- *Te Kete Kupu – He Aratohu mā ngā Kaiako*
- *Tirohia Kimihia – He Aratohu mā ngā Pouako*

Rārangi rauemi E: He papakupu

He mea raupapa ngā pukapuka i ngā rārangi rauemi E–H ki tā te raupapa arapū. Mā te kaiako tonu e whiriwhiri ko ēhea ngā pukapuka e tika ana mā āna ākongā.

- *He Pātaka Kupu: Te Kai a te Rangatira*
- *He Raurau Kupu: He Puna Kupu mā te Hunga Ako i Roto i ngā Kaupapa Rumaki Reo Māori*
- *Te Kete Kupu: Ngā Kupu Waiwai o Tōku Reo.*
- *Te Reo o Ngā Toi Ataata: He Tauira Papakupu*
- *Te Reo Pāngarau: A Māori Language Dictionary of Mathematics*
- *Te Reo Pūtaiao: A Māori Language Dictionary of Science*
- *Tirohia Kimihia: He Kete Wherawhera*

Rārangi rauemi H: He pukapuka rangahau



Anei anō ētahi atu pukapuka i whakaraupapahia ai ngā kōrero ki tā te raupapa arapū.

- *Ngā Pēpeha a ngā Tipuna*
- *Ngā Tāngata Taumata Rau*

The main objective of the app is to help students to understand and practice alphabet order. Once students can apply their understanding of alphabet order, teachers can begin to introduce dictionaries.

The illustrations in the app are based on images from *Te Kete Kupu* (2006) to give children a visual link between the app and the dictionary.

The resources in Rārangi A to H are helpful as additional support material for the learning and teaching of alphabet and early dictionary skills. *Ākona te Raupapa o Te Arapū Māori* is designed to develop the alphabet order and dictionary skills these publications require.



He huarahi whakaako

I mua i te rāwekeweke i te taupānga:

- Tākina Te Arapū Māori
- Waiatahia te waiata “Te Arapū Māori”
- Matapakina ngā pū/kupu ki tā Te Arapū Māori
- Tuhia ētahi kupu hei whakaraupapa ki tā Te Arapū Māori
- Whakaraupapahia ngā ingoa o te rōpū/akomanga/whānau ki tā te arapū.

Tirohia hoki ngā ngohe i ēnei pukapuka:

Te Kete Kupu – He aratohu mā ngā kaiako nā M. Hunia (2006)

- Taumata tuatahi: Ngā pūkenga arapū (wh. 6-11)
- Ngā ngohe taumata tahi (wh. 12-21)

Tirohia Kimihia – He aratohu mā ngā pouako, M. Hunia (ed) (2006)

- Te Arapū Māori (wh. 12-13)
- Hei whakawherawhera i te papakupu (wh. 14-15)
- Ngā pū o mua, o waenganui, o muri (wh. 42)
- Ki mua, ki muri (wh. 43)
- Waenganui (wh. 44)
- Whakaraupapatia ā-arapū ēnei kupu (wh. 45)

Before using Ākona te Raupapa o Te Arapū Māori

- Recite the Māori alphabet together
- Sing the song “Te Arapū Māori” together
- Discuss grouping letters/words according to alphabetical order
- Write some words to order alphabetically
- Order group/whānau/class names according to alphabetical order.

The above is a list of activities, and the books in which they can be found, which reinforce alphabet skills.

I te wā e rawekeweke ana i te taupānga:

He mea nui te ako ngātahi me te mahi tahi i te akomanga ako-e*. Mā te kaiako tonu e whiriwhiri, e whakaako hoki ngā whanonga e tika ana i te wā e raweke ana ngā ākongā i te taupānga nei. Kua whakarārangihia mai ētahi whakaaro hei whiriwhiri mā te kaiako:

Momo whakahaere	Mā wai e mahi?	Ngā painga
Mahi takitahi	ākongā kaiako	Mā te mahi takitahi ka taea: <ul style="list-style-type: none">■ te aro whāiti ki te mahi■ te whakatikatika i āu ake hapa■ te ako i ngā whakahaere o te taupānga.
Mahi takirua	kaiako – ākongā ākongā – ākongā tuakana – teina	Mā te mahi takirua ka taea: <ul style="list-style-type: none">■ te tuku me te whakahoki pātai■ te tuku wawe i ngā urupare me ngā mihi■ te whakatikatika i runga i te wairua ako■ te whakamārama i ngā whāinga ako■ te matapaki otinga.
Mahi ā-rōpū	kaiako – rōpū tuakana – rōpū ā-rōpū	Mā te mahi ā-rōpū ka taea: <ul style="list-style-type: none">■ te matapaki i ngā ngohe■ te whiriwhiri whakaaro■ te wānanga i ngā whāinga ako■ te whakarongo ki ngā whakaaro rerekē■ te whakataetae i runga i te wairua whakangahau■ te matapaki otinga.

While using *Ākona te Raupapa o Te Arapū Māori*

Shared learning and working together are important elements in the e-learning* classroom. Kaiako should set the appropriate routines and behaviours expected of students when using *Ākona te Raupapa o Te Arapū Māori*. The table above provides an overview of different teaching approaches that teachers may wish to consider.

I muri i te raweke i te taupānga:

- I pēhea te taupānga ki a koe?
- Ko ēhea ngā ngohe māmā ki a koe?
- Ko ēhea ngā ngohe uaua?
- I eke tō tatau ki te aha?
- He aha koe i hinga ai?
- Me pēhea te whakapakari ake i ō pūkenga raupapa arapū ināiane?

Kei te pukapuka *Te Kete Kupu – He aratohu mā ngā kaiako* (2006) ētahi atu ngohe hei whakapakari i ngā pūkenga raupapa arapū, pūkenga papakupu o te ākongā.

After using *Ākona te Raupapa o Te Arapū Māori*

After children use *Ākona te Raupapa o Te Arapū Māori*, kaiako may wish to consider the questions above to support further learning.

Ngā ngohe ako

Ko tā ngā ngohe ako he whakawai i te ākonga ki te whakaraupapa i ngā pū me ngā kupu ki tā te raupapa arapū. Mā te raweke i te taupānga Ākona te Raupapa o Te Arapū Māori ka mōhio te ākonga:

- ki te tautohu i te wāhi e tū ai ngā pū i Te Arapū Māori
- ki te whakaraupapa i ngā pū ki tā te arapū
- ki te whakaraupapa i ngā kupu ki tā te arapū.

He huarahi tēnei ki ngā pūkenga papakupu, arā, ko te kimi i te tikanga me te tuhinga tika o ngā kupu i roto i te papakupu. He huarahi hoki tēnei ki te rangahau kōrero i roto i ngā momo pukapuka rangahau.

Ki te pato te tamaiti i te pātene “Whakamātau” i te mata matua, ka taea e ia te whakaharatau i ia ngohe, i ia ngohe. He pai tēnei kōwhiringa mā ngā ākonga e ako tonu ana i te raupapa o te arapū. Kāore e pau te wā ki te whakawai i ngā ngohe i reira, ā, ka taea e ngā ākonga te hokihoki ki te whakaharatau. Kia waia rā anō ki te raupapa arapū, kia waia anō rā ki ia ngohe, ki ia ngohe, ka hiahia pea te ākonga ki te uru ki te kōwhiringa tauwhāinga.

The learning tasks in the app are designed to give students practice with ordering letters and words alphabetically. Through using Ākona te Raupapa o Te Arapū Māori students will be able to:

- identify where letters are positioned in Te Arapū Māori
- sequence letters according to alphabetical order
- sequence words according to alphabetical order.

These skills will help students to discover word meanings and conventional spelling in dictionaries, and will be useful when students begin to research information in various reference books.

If the “Whakamātau” option is tapped on the main screen, students can choose to practice individual tasks. This is a good option for students who are still developing an understanding of alphabet order. There is no time limit in the practice mode, and students can practice each task repeatedly. Once familiar with each task and with the order of the arapū, students may choose the competitive option.

Ngohe 1

Te awa

Ka tīmata

Patohia te pū o mua
ki tā te raupapa arapū

Ka ea

Ka hinga

Me pato te pū o MUA ki tā te raupapa arapū. Ka pau te wā, ka hē rānei te kōwhiringa a te ākongā, ka riri te taniwha, ka waipuketia te awa. Ka tika ana ngā mahi, ka harikoa te taniwha, ka marino te wai.

Student taps the letter closest to the START of the alphabet within the time allowed. If time runs out or the student chooses a wrong letter, the taniwha will be angry and the river floods. If the student chooses correctly, the taniwha is happy and the river runs smoothly.

Ngohe 2

Te raranga

Mukua te pū hē
kia tika ai te raupapa arapū

Ka tīmata

Ka ea

Ka hinga

Me tango atu te whenu e mau ana i te pū hē ki tā te raupapa arapū. Ka pau te wā, ka hē rānei te pū i tangohia, e kore e oti te kete te raranga. Ka tika ana ngā mahi, ka puta mai he kete.

Student swipes away the letter placed incorrectly on the flax strands. If the time runs out or the student takes away the wrong letter, the character is left with a jumble of flax. If correct, then the character completes the kete.

Ngohe 3

Te hopu ngaro

Ka tīmata

a e h i k m n ng u p r t u w wh

Pia te pihira
kia tika ai te raupapa arapū

Ka ea

Ka hinga

E rārangi haere ana ngā pū i runga i tētahi taura. Ko tā te ākonga mahi he piu atu i te pū e noho ana i te wāhi hē ki tā te raupapa arapū. Ka tika ana ngā mahi ka hopukina te ngaro ki te tukutuku a Pere Pūngāwerewere. Ka hē ana ngā mahi, ka rere tonu te ngaro.

There is a line of letters on a string. Student drags down the letter that is out of alphabetical order. If correct, then the fly will be flung in to Pere's web. If the student chooses an incorrect letter, the fly escapes.

Ngohe 4

He mirumiru

Ka tīmata

te

e

i

Paoa ngā mirumiru
Whāia te raupapa arapū

Ka ea

Ka hinga

Ka paoa ngā mirumiru ki tā te raupapa arapū. Ka pau te wā, ka hē rānei te whai i te raupapa arapū, ka puta mai he pereti pakaru. Ka tika ana ngā mahi, ka pīata mai ngā pereti mā.


Student pops the bubbles in alphabetical order. If the time runs out or a wrong letter is selected, a broken plate appears. If the bubbles are popped in alphabetical order, and in the time limit, a sparkling pile of clean dishes appears.

Ngohe 5


Te hī ika




Ka tīmata



Tōia te matau ki ngā ika
Whāia te raupapa arapū



Ka ea




Ka hinga

Ka tōia mai ngā matau ki ngā ika ki tā te raupapa o te arapū. He pū tā tērā ika, tā tērā ika. Ka pau te wā, ka hē rānei te mahi a te ākongā, ka mau i a ia te rimurimu. Ka oti tika ana ngā mahi ka hīia ake he ika mōmona.

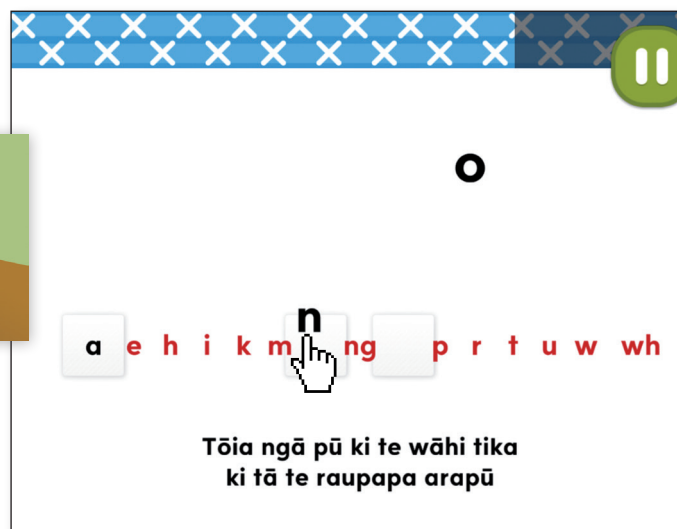
Student drags each hook to each fish in alphabetical order. Each fish is marked with a letter. If time runs out or the wrong letter is hooked, the student catches seaweed. If the task is completed correctly and in time the student catches a big fish.

Ngohe 6

Te tuhi kupu



Ka tīmata



Tōia ngā pū ki te wāhi tika
ki tā te raupapa arapū



Ka ea



Ka hinga

Ko tā te ākongā mahi he whakarārangi mai i ngā pū ki tā te raupapa arapū. Ka hē te whakaraupapa mai o ngā pū, ka pau rānei te wā, ka marara noa ngā whārangi. Ka tika ana ngā mahi, ka oti te rerenga kōrero a te kōtiro.

Students arrange the letters according to alphabetical order. If incorrect or the time runs out, the pages are scattered. If the letters are ordered correctly, the girl completes her sentence.

Ngohe 7

He tōkena

Ka puta mai ngā pū e rua, ka tautohu te ākonga i te pū o MURI ki tā te raupapa arapū. Ka pau te wā, ka hē rānei āna mahi, ka hua mai ētahi waewae e mau ana i ngā tōkena rerekē. Ka tika ana tāna mahi, ka puta mai ētahi waewae e mau ana i ngā tōkena ōrite.

Student chooses the letter that is closest to the END of the alphabet. If the time runs out or the student chooses the wrong letter, two feet appear wearing mismatched socks. If the student chooses correctly, the feet appear wearing matching socks.

Ngohe 8

He pēke

Ko tā te ākonga mahi he tō atu i ngā ingoa ki te wāhi tika i te raupapa arapū. Ka pau te wā, ka hē rānei tāna mahi, ka marara noa ngā pēke kura ki te papa. Ka tika ana āna mahi, ka kitea ētahi pēke e iri ana i ngā wāhi tika.

Student drag the names into alphabetical order. If the names are not ordered correctly within the time limit, the bags will be scattered on the floor. If the names are put into alphabetical order within the time limit, the bags will be hanging tidily on their hooks.

He rerenga kōrero

Anei ētahi rerenga reo Māori hei āwhina i ngā ākonga ki te rāwekeweke i te taupānga ako Ākona te Raupapa o Te Arapū Māori.

Whakakāngia te taupānga nei.

Turn the app on.

Whakatangihia te waiata.

Play the song.

Whakamaua ngā kawē-rongo.

Put the headphones on.

Whakakorehia te oro.

Turn the sound off.

Whakaitihia te oro.

Turn the sound down.

Rārangihia ngā pū ki tā te raupapa arapū.

Put the letters in alphabetical order.

Hopukina ngā ika ki tā te raupapa arapū.

Catch the fish in alphabetical order.

Kia tere. Kei te pau haere te wā!

Quick. Time is running out!

Tō tere hoki!

You're really quick!

Auē, kua hinga au/koe/tāua/tātou!

Oh dear, I/you/we/we all have lost!

Ko te wāhi tika tērā?

Is that the correct place?

Ko te pū/kupu tika tērā?

Is that the correct letter/word?

Ko tēhea pea te pū tuatahi?

Which letter is first?

Auē! He aha koe i hinga ai?

Oh dear! Why did you lose?

Kua piua te ngaro ki rahaki!

That fly is outta here!

He taumata uaua tēnei.

This is a difficult level.

He māmā noa iho ngā taumata tuatahi.

The first levels are easy.

Kua mau i a koe te raupapa o te arapū?

Do you know how to order things alphabetically?

E tika ana tērā? He aha koe i mōhio ai?

Is that correct? How do you know?

He rauemi

Christensen, I. (2015). *Te reo o ngā toi ataata: A Māori language dictionary of visual art*. Papaioea: He Kupenga Hao i te Reo.

Christensen, I. (2010). *Te reo pāngarau: A Māori language dictionary of mathematics*. Papaioea: He Kupenga Hao i te Reo.

Christensen, I. (2010). *Te reo pūtaiao: A Māori language dictionary of science*. Papaioea: He Kupenga Hao i te Reo.

Department of Internal Affairs. (1996). *Ngā tāngata taumata rau*. Auckland: AUP.

Grove, N., and Mead, H. M. (2003). *Ngā pēpeha a ngā tīpuna*. Te Whanganui-a-Tara: VUP.

Goulton, F. (2007). *Ara pūreta Aa ki Ww*. Te Whanganui-a-Tara: Te Pou Taki Kōrero.

Jacob, H. (2014). *He raurau kupu*. Te Whanganui-a-Tara: Haemata Ltd.

Te Taura Whiri i te Reo Māori. (2008). *He pātaka kupu: Te kai a te rangatira*. Aotearoa: Te Taura Whiri i te Reo Māori.

Hunia, M. (Ed). (2005). *Te Kete Kupu: Ngā kupu waiwai o tōku reo*. Te Whanganui-a-Tara: Huia.

Hunia, M. (2006). *Te kete kupu: He aratohu mā ngā kaiako*. Te Whanganui-a-Tara: Huia.

Te Rōpū o Huia. (2006). *Tirohia kimihia: He kete wherawhera*. Te Whanganui-a-Tara: Huia.

Te Tāhuhu o te Mātauranga. (2006). *Tirohia kimihia: He aratohu mā ngā pouako*. Te Whanganui-a-Tara: Huia.

Te Tāhuhu o te Mātauranga. (2011). *He ara ako i te reo matatini: Te pānui me te tuhituhi he aratohu mā te kaiako*. Te Whanganui-a-Tara: Huia.

Te Tāhuhu o te Mātauranga. (2011). *Te marautanga o Aotearoa*. Te Whanganui-a-Tara: Te Pou Taki Kōrero.

Te Tāhuhu o te Mātauranga. (2012). *Te reo matatini: A literacy handbook for Māori medium teachers*. Te Whanganui-a-Tara: Te Tāhuhu o te Mātauranga.

